

**STATE OF LOUISIANA
CRIME VICTIMS REPARATIONS BOARD**

**ANNUAL REPORT
FISCAL YEAR 2022**



**LOUISIANA COMMISSION ON LAW ENFORCEMENT
POST OFFICE BOX 3133
BATON ROUGE, LOUISIANA 70821**

<https://lcle.la.gov>

This public document was published at a total cost of \$_____. Three hundred (300) copies of this public document were published in this first printing at a cost of \$_____. The total cost of all printings of this document, including reprints is \$_____. This document was published for the Crime Victims Reparations Board, Louisiana Commission on Law Enforcement, Post Office 3133, Baton Rouge, Louisiana 70821 by the Division of Administration, State Printing Office to provide a report of the Board's activities for FY 2022 under authority of LA R.S. 46:1818. This material was printed in accordance with the standards for printing by state agencies established pursuant to LA R.S. 43:31.

Crime Victims Reparations Board
State of Louisiana

JOHN BEL EDWARDS
GOVERNOR



JIM CRAFT
EXECUTIVE DIRECTOR

To: Honorable John Bel Edwards
Governor, State of Louisiana

Honorable Members of the Legislature
State of Louisiana

We have the Honor to submit the annual report of the Louisiana Crime Victims Reparations Board. This report is submitted pursuant to the provisions of LA R.S. 46:1818 and covers the period of July 1, 2021, through June 30, 2022.

The total amount of funds collected for FY 2022 was \$4,087,384.14. In FY 2022, 3,808 claims were paid and a total of \$4,248,196.70, was awarded. The average total per award for sexual offense claims was \$761.35. The average total per award for other violent offense claims was \$2,382.24. Funds for the Crime Victims Reparations Program are not state-appropriated funds and are mainly derived from costs levied on criminal court cases and from federal grants.

Sincerely,

A handwritten signature in blue ink, appearing to read "Amanda Tonkovich".

Amanda Tonkovich,
Chairman

BOARD MEMBERS

The Crime Victims Reparations Board is under the jurisdiction of the Louisiana Commission on Law Enforcement and is domiciled in Baton Rouge. The Board is composed of the Executive Director of the Louisiana Commission on Law Enforcement or his designee; six representatives from each of the congressional districts in the state; a representative of the elderly; and two at-large members. The Board members are appointed by the governor and their terms run concurrent with that of the governor.

The membership of the Crime Victims Reparations Board in FY 2022 was:

Amanda Tonkovich, Chair
New Orleans, Louisiana
2nd Congressional District

Linda Gautier
Baton Rouge, Louisiana
Designee of LCLE Executive Director

Judy Dupuy
Baton Rouge, Louisiana
6th Congressional District

Tameka White
Hammond, Louisiana
1st Congressional District

Gary "Stitch" Guillory
Westlake, Louisiana
At-Large Member

Catalene Theriot
New Iberia, Louisiana
3rd Congressional District

Carla Shorty
New Orleans, Louisiana
At-Large Member

Angela Henderson
Shreveport, Louisiana
4th Congressional District

Audrey Thibodeaux
Breaux Bridge, Louisiana
Elderly Representative

Lisa Kiper
Winnsboro, Louisiana
5th Congressional District

Laneceya Russ
Baton Rouge, Louisiana
Victims Rights Advocacy
(STAR)

TABLE OF CONTENTS

	Page
Crime Victims Reparations Act	1
Funding	1
Eligibility to Apply for Awards.....	2
Application Requirements.....	2
Prohibited Awards.....	3
Denying or Reducing Awards.....	3
Expenses.....	3
Processing.....	4
Public Information Awareness... ..	5
National and International Affiliation	5
Collections, Grants, and Awards.....	6
Claims Processed... ..	7
Claim Denials.....	8
Receipts by Parish.. ..	9
Applications by Parish.....	11
Awards by Parish.....	13
Claims by Dollar Amount.....	15
Claims by Crime Type.....	15
Claims by Gender.. ..	16
Claims by Age.....	16
Amount Awarded by Expenses.. ..	17

CRIME VICTIMS REPARATIONS ACT

The Louisiana Crime Victims Reparations Act provides for monetary compensation for economic losses to victims of crimes involving personal injury and to their dependents in cases of death. It also permits recovery for economic losses incurred as a result of a good faith effort to prevent a crime.

The maximum award allowable is \$10,000 for any one case, although the Board may extend an award to a maximum of \$25,000 for those victims whose injuries are total and permanent. Claims are reduced by all collateral sources, such as medical and hospitalization insurance payments, social security benefits, disability income insurance, worker's compensation and other sources of benefits.

FUNDING

The Crime Victims Reparations Board manages a small fund and must insure that these dollars are disbursed as equitably and fairly as possible. The Board has adopted standard operating procedures to keep the fund solvent and help contain these costs while insuring equitable disbursements among crime victims and their families.

Income for the compensation fund is composed primarily of monies paid as costs levied on criminal court cases. For felony convictions, the fine is not less than fifty dollars (\$50) and seven dollars and fifty cents (\$7.50) for misdemeanors and violations of municipal and parish ordinances. Other components of the fund include federal grants, court-ordered restitution from criminals, donations, interest, and unclaimed gaming prizes.

Act 634 (CHC 811.2) of 1993 created the Victims of Juvenile Crime Compensation Fund. Courts which levy the cost (not to exceed \$15) must remit one-third of the amount collected to the Crime Victims Reparation Fund.

Act 186 of 2015 provides that unclaimed gaming prizes may be used for the payment of forensic medical examinations.

AWARDS

Eligibility:

A person who believes he or she is a victim of a crime which involved the use of force or threat of force and resulted in personal injury and/or loss of income; the victim's legal representative; or, in the case of death, a dependent or the dependent's legal representative may make application to the Board for an award.

A healthcare provider may file an application for reimbursement of expenses for a forensic medical exam.

A claim may be filed regardless of whether the offender is known, has been arrested, and/or has been found guilty.

The crime must:

1. involve the use of force or threat of force or any human trafficking related offense **and**
2. result in personal injury, death, or catastrophic property loss **and**
3. result in expenses covered by the statute and not reimbursable by any other source.

Vehicular crimes (motor vehicle, boat or aircraft) are not included unless they involve a DWI/DUI offense, a hit-and-run offense, the injuries or death were intentionally inflicted with a vehicle, or the crime was caused by an operator fleeing the scene of a crime in which he knowingly participated.

Victims of terrorist acts and human trafficking are also eligible to apply for awards.

Application Requirements:

1. The crime must have been committed in Louisiana after July 16, 1982 or happened to a Louisiana resident in a place with no compensation program.
2. The crime must be reported to law enforcement officials within 72 hours unless it was an act of sexual violence or there is a valid reason for a later reporting.
3. The application must be filed within one year from the date of the crime.
4. The required information must be provided on the application.
5. The losses must not be reimbursable from any other source such as insurance, social security, Medicare, Medicaid, civil suit or restitution.
6. The victim or claimant must cooperate with the reasonable requests of law enforcement officials.

Awards Are Prohibited If:

1. The victim/claimant does not comply with the application requirements.
2. The victim is the offender or an accessory, or an award would unjustly benefit either the offender or the accessory.
3. The victim is confined in any type of correctional facility.

An Award Could Be Denied or Reduced If:

1. The Board finds that the victim's behavior at the time of the crime caused or contributed to the incident.
2. The victim was operating a vehicle at the time of the crime without the required insurance.
3. The victim was not wearing a seat belt as required by state law.
4. The victim was a willing passenger in a vehicle driven by an intoxicated driver.

Expenses:

Expenses which may be reimbursed include those:

1. For personal injury:
 - a) medical, hospital, nursing, physical therapy, psychiatric care, or counseling;
 - b) actual loss of past earnings and anticipated loss of future earnings because of a disability resulting from the personal injury or the receipt of medically indicated services by a victim related to the personal injury;
 - c) care of child or dependent
 - d) counseling or therapy for the parent(s) or sibling(s) of a child who is the victim of a sexual crime
 - e) loss of support for a child victim of a sexual crime not otherwise compensated for as a pecuniary loss for personal injury
2. As a consequence of death:
 - a) funeral, burial, cremation expenses;
 - b) loss of support to one or more dependents not otherwise compensated for personal injury loss;
 - c) care of children, enabling the surviving spouse of a victim or the legal custodian or caretaker of the deceased victim's child or children to engage in lawful employment where that expense is not otherwise compensated for as a pecuniary loss for personal injury;
 - d) counseling or therapy for any surviving family member of the victim or any person in a close relationship to such victim
 - e) crime scene cleanup

3. Expenses of the victim associated with the collection and securing of crime scene evidence or with cleanup of the crime scene.

Expenses which may not be reimbursed for any reason include:

1. Property losses, except for a catastrophic property loss which is limited to the loss of the victim's abode provided it is owned and occupied by the victim;
2. Pain and suffering;
3. Attorney fees, except when they are part of an order from a hearing or awarded by a court of law.

Processing

Applications are distributed, received, and investigated by the Sheriff's Office in the parish where the crime occurred. As part of their investigative responsibilities, the sheriff's office obtains a copy of the law enforcement agency report on the crime, verifies all the expenses submitted and insurance or any other collateral sources that the claimant may have received, and makes a recommendation based on the investigation.

The application is then submitted to the Crime Victims Reparations Board's office where the Program Manager reviews the submitted documents, prepares a summary, and places the application on a monthly docket to be reviewed and considered by the entire Board. Applications are reviewed by the Board at its regular meeting and the Board votes to either award or deny. However, they may also vote to continue the case pending further information or they may order a hearing.

The victim/claimant is notified in writing of the Board's decision. The Board administrative assistant prepares the award checks which are distributed to the respective Sheriff's offices from which they are sent to the victims and/or providers. The victim/claimant has the right to appeal the decision of the Board within 60 days or appeal directly to District Court within 30 days. If an appeal to the board is denied, further appeal to District Court in Baton Rouge is allowed under the Administrative Procedures Act.

Provisions are made for payment of emergency awards up to \$500 in cases where urgency is apparent. Emergency awards are rendered upon the recommendation of the sheriff's investigator and concurrence of the Board member for the geographical area involved.

Supplemental claims may be submitted for additional expenses incurred after the original award has been made. The aggregate total cannot exceed the maximum caps as per the statute. The supplemental claims are processed in the same manner as original claims.

PUBLIC INFORMATION AWARENESS

Act 383 of 1992 mandated that the Crime Victims Reparations Board prepare a brochure enumerating victims' rights. These brochures are available in sheriff's offices, police departments, hospitals, doctor's offices, as well as other service agencies.

Public service announcements are periodically distributed to all radio and television stations licensed to broadcast in Louisiana.

The Crime Victims Reparations (CVR) Board maintains a website on the CVR Program which includes information available to the public, such as, who may qualify, how to apply for reparations, as well as whom to contact for assistance.

NATIONAL AND INTERNATIONAL AFFILIATION

The Louisiana Crime Victims Reparations Board is a member of the National Association of Crime Victims Compensation Boards.

COLLECTIONS, GRANTS, AND AWARDS

	Revenues Collected*	VOCA Federal Grant	Total Funds Awarded
FY 1983	299,568.00	-	33,645.86
FY 1984	664,354.60	-	240,536.41
FY 1985	588,258.62	-	195,403.74
FY 1986	727,224.55	77,000.00	575,579.73
FY 1987	698,437.94	114,000.00	865,164.07
FY 1988	618,320.12	222,000.00	765,528.74
FY 1989	749,507.52	222,000.00	703,750.60
FY 1990	699,292.42	326,000.00	1,028,644.11
FY 1991	831,859.37	220,000.00	1,222,260.81
FY 1992	990,399.86	206,000.00	1,154,816.42
FY 1993	902,340.70	405,000.00	1,001,715.07
FY 1994	981,722.02	371,000.00	932,886.17
FY 1995	953,435.24	203,000.00	804,814.04
FY 1996	1,231,208.99	203,000.00	739,748.57
FY 1997	1,230,602.06	100,000.00	1,129,641.47
FY 1998	1,272,676.39	190,000.00	1,074,564.13
FY 1999	1,418,764.04	331,000.00	1,422,911.50
FY 2000	1,504,539.62	314,000.00	1,351,160.69
FY 2001	1,502,417.87	389,000.00	1,722,806.17
FY 2002	1,354,813.47	429,000.00	1,827,829.86
FY 2003	1,270,467.21	988,000.00	1,699,068.00
FY 2004	1,329,320.46	771,000.00	1,740,998.77
FY 2005	1,364,766.16	773,000.00	1,698,379.47
FY 2006	1,425,526.38	689,000.00	1,719,949.45
FY 2007	1,422,986.09	683,000.00	2,184,876.97
FY 2008	1,405,677.59	757,000.00	2,350,613.77
FY 2009	1,300,947.77	896,000.00	2,243,905.65
FY 2009		233,894.00	**
FY 2010	1,337,016.17	863,000.00	2,096,355.89
FY 2011	1,478,418.96	833,000.00	2,261,506.65
FY 2012	1,319,110.00	386,000.00	1,733,135.35
FY 2013	1,341,106.21	607,000.00	2,063,395.52
FY 2014	1,158,205.80	404,000.00	1,670,724.02
FY 2015	1,091,107.00	484,000.00	1,155,296.34
FY 2016	1,066,283.50	506,000.00	1,032,616.01
FY 2017	2,881,455.16	247,000.00	1,840,524.12
FY 2018	2,963,790.51	233,000.00	2,392,018.62
FY 2019	2,736,866.75	609,000.00	3,041,203.22
FY 2020	4,130,891.04	1,414,000.00	3,932,412.32
FY 2021	3,578,619.36	1,487,000.00	3,246,049.57
FY 2022	\$4,087,384.14	3,655,000.00	4,248,196.70
TOTALS	<u>57,909,689.66</u>	<u>21,840,894.00</u>	<u>63,144,634.57</u>

**

Recovery Act-OVCFY09 VOCA

CLAIMS PROCESSED

	Total	Approved	Denied	Deferred
FY 1983	25	11	14	0
FY 1984	90	69	21	0
FY 1985	105	80	21	4
FY 1986	239	213	21	5
FY 1987	379	332	36	11
FY 1988	379	317	49	13
FY 1989	337	267	59	11
FY 1990	494	387	82	25
FY 1991	541	450	78	13
FY 1992	618	479	118	21
FY 1993	746	495	231	20
FY 1994	727	488	216	23
FY 1995	608	409	177	22
FY 1996	485	364	118	3
FY 1997	562	462	97	3
FY 1998	584	445	139	0
FY 1999	659	540	119	0
FY 2000	669	570	99	0
FY 2001	873	693	105	75
FY 2002	1,031	792	107	132
FY 2003	1,346	760	165	421
FY 2004	916	702	204	10
FY 2005	1,043	725	158	160
FY 2006	946	680	155	111
FY 2007	1,073	791	109	173
FY 2008	1,271	924	122	225
FY 2009	1,113	671	210	232
FY 2010	1,147	738	205	204
FY 2011	1,263	827	229	207
FY 2012	939	598	213	128
FY 2013	1,154	588	175	391
FY 2014	917	564	127	226
FY 2015	910	488	122	300
FY 2016	1,136	476	90	570
FY 2017	1,730	1,113	90	527
FY 2018	3,487	2,881	54	552
FY 2019	2,105	2,057	28	20
FY 2020	2,499	2,428	42	29
FY 2021	2,300	2,279	18	3
FY 2022	3,160	3,085	65	10
	<u>40,606</u>	<u>31,238</u>	<u>4,488</u>	<u>4,880</u>

**ELIGIBILITY DENIALS
FY 2022**

1	Contribution	9
2	Exceeds Admin Rule Limits	3
3	Involved in Illegal Activity	4
4	Non-Compensable Vehicle Accident	3
5	Not a Compensable Expense	41
6	Payment by a Collateral Source	5
TOTAL		65

**RECEIPTS BY PARISH
FY 2022**

<u>Parish</u>	<u>TOTAL AMOUNT RECEIVED</u>	
	<u>Fines/Fees</u>	<u>Restitution</u>
Acadia	21,722.53	0.00
Allen	2,752.30	5,157.32
Ascension	24,428.92	0.00
Assumption	5,435.00	0.00
Avoyelles	6,602.50	0.00
Beauregard	5,109.60	0.00
Bienville	2,924.00	0.00
Bossier	19,590.75	0.00
Caddo	53,452.29	1,336.07
Calcasieu	22,372.12	0.00
Caldwell	1,330.00	0.00
Cameron	3,187.50	0.00
Catahoula	2,445.00	0.00
Claiborne	1,900.00	0.00
Concordia	3,179.52	0.00
DeSoto	3,916.00	0.00
East Baton Rouge	31,033.57	0.00
East Carroll	820.00	0.00
East Feliciana	7,730.45	0.00
Evangeline	8,940.29	50.00
Franklin	16,296.00	0.00
Grant	23,741.59	0.00
Iberia	8,082.12	0.00
Iberville	10,143.10	0.00
Jackson	1,437.50	0.00
Jefferson	97,179.48	0.00
Jefferson Davis	3,037.50	0.00
Lafayette	34,178.58	0.00
Lafourche	16,493.00	0.00
Lasalle	5,370.00	0.00
Lincoln	16,835.94	0.00
Livingston	18,254.90	0.00
Madison	2,233.00	0.00
Morehouse	3,922.54	0.00
Natchitoches	12,962.72	104.00
Orleans	7,704.36	0.00
Other	0.00	1,458.30
Ouachita	25,234.09	0.00
Plaquemines	3,212.50	0.00

RECEIPTS BY PARISH FY 2022 (Cont'd.)

<u>Parish</u>	TOTAL AMOUNT RECEIVED	
	<u>Fines/Fees</u>	<u>Restitution</u>
Pointe Coupee	420.00	0.00
Rapides	26,885.23	0.00
Red River	2,807.50	0.00
Richland	11,744.59	0.00
Sabine	2,322.95	0.00
St. Bernard	12,796.00	0.00
St. Charles	4,301.46	0.00
St. Helena	803.09	0.00
St. James	1,930.00	0.00
St. John	10,882.67	0.00
St. Landry	19,414.64	0.00
St. Martin	6,290.64	0.00
St. Mary	16,944.66	0.00
St. Tammany	45,215.73	0.00
Tangipahoa	18,295.03	0.00
Tensas	13,260.36	0.00
Terrebonne	12,959.52	0.00
Union	4,249.70	0.00
Vermillion	11,267.49	0.00
Vernon	6,582.88	0.00
Washington	7,518.58	0.00
Webster	6,312.58	36.00
West Baton Rouge	7,577.61	0.00
West Carroll	4,162.29	0.00
West Feliciana	4,117.50	0.00
Winn	1,382.50	0.00
TOTALS	<u>795,636.46</u>	<u>8,141.69</u>
Fines/Fees		800,793.74
Income From Sexual Assault Fund		2,399,625.57
Restitution (Parish)		7,118.44
Restitution (Federal Court)		0.00
Unclaimed Restitution		1,023.25
Justice Reinvestment Funds		876,990.14
Interest		1,833.00
TOTAL		<u>\$4,087,384.14</u>

**APPLICATIONS BY PARISH
FY 2022**

Parish	Eligibility			
	Total	Approved	Denied	Other
Acadia	7	7	0	0
Allen	4	4	0	0
Ascension	61	60	1	0
Assumption	7	7	0	0
Avoyelles	7	5	2	0
Beauregard	11	10	1	0
Bienville	5	5	0	0
Bossier	56	54	2	0
Caddo	204	196	8	0
Calcasieu	137	133	4	0
Caldwell	3	3	0	0
Cameron	3	3	0	0
Catahoula	0	0	0	0
Claiborne	2	2	0	0
Concordia	3	3	0	0
DeSoto	9	9	0	0
E. Baton Rouge	540	535	5	0
E. Carroll	2	2	0	0
E. Feliciana	18	17	1	0
Evangeline	4	4	0	0
Franklin	8	8	0	0
Grant	10	9	1	0
Iberia	22	21	0	1
Iberville	25	23	2	0
Jackson	4	4	0	0
Jefferson	259	256	2	1
Jeff. Davis	13	13	0	0
Lafayette	85	82	3	0
Lafourche	32	31	1	0
Lasalle	1	1	0	0
Lincoln	19	19	0	0
Livingston	74	74	0	0
Madison	6	6	0	0
Morehouse	5	5	0	0
Natchitoches	9	8	1	0
Orleans	727	705	19	3
Ouachita	83	79	3	1
Plaquemines	6	6	0	0
Pointe Coupee	3	3	0	0

**APPLICATIONS BY PARISH (Cont'd.)
FY 2022**

Parish	Eligibility			
	Total	Approved	Denied	Other
Rapides	58	49	6	3
Red River	4	4	0	0
Richland	6	6	0	0
Sabine	5	5	0	0
St. Bernard	29	29	0	0
St. Charles	57	56	1	0
St. Helena	8	8	0	0
St. James	13	13	0	0
St. John	29	29	0	0
St. Landry	9	9	0	0
St. Martin	27	26	0	1
St. Mary	16	16	0	0
St. Tammany	168	168	0	0
Tangipahoa	102	102	0	0
Tensas	2	2	0	0
Terrebonne	52	52	0	0
Union	2	2	0	0
Vermilion	15	15	0	0
Vernon	13	13	0	0
Washington	41	41	0	0
Webster	10	9	1	0
W. Baton Rouge	13	12	1	0
W. Carroll	0	0	0	0
W. Feliciana	7	7	0	0
Winn	0	0	0	0
TOTALS	3,160	3,085	65	10

**AWARDS BY PARISH
FY 2022**

Parish	AWARDS	
	Count*	Amount
Acadia	8	\$9,366.74
Allen	5	\$3,235.98
Ascension	79	\$74,009.42
Assumption	10	\$11,006.01
Avoyelles	6	\$6,049.90
Beauregard	9	\$9,558.14
Bienville	6	\$11,891.00
Bossier	51	\$43,250.24
Caddo	276	\$555,302.61
Calcasieu	157	\$162,541.50
Caldwell	3	\$5,800.00
Cameron	2	\$2,408.96
Catahoula	0	\$0.00
Claiborne	0	\$0.00
Concordia	6	\$21,113.75
DeSoto	7	\$14,172.80
E. Baton Rouge	685	\$925,286.25
E. Carroll	3	\$1,300.00
E. Feliciana	19	\$34,049.27
Evangeline	7	\$10,290.40
Franklin	8	\$12,090.00
Grant	9	\$9,114.82
Iberia	22	\$38,000.92
Iberville	24	\$26,770.00
Jackson	4	\$1,803.00
Jefferson	346	\$223,666.69
Jeff. Davis	17	\$24,539.60
Lafayette	79	\$136,396.03
Lafourche	41	\$31,050.06
Lasalle	2	\$9,579.20
Lincoln	18	\$12,945.24
Livingston	95	\$55,572.94
Madison	6	\$15,682.00
Morehouse	6	\$3,010.06
Natchitoches	6	\$3,050.00
Orleans	857	\$1,012,946.49
Ouachita	77	\$71,245.27
Plaquemines	8	\$3,005.12
Pointe Coupee	6	\$3,711.90

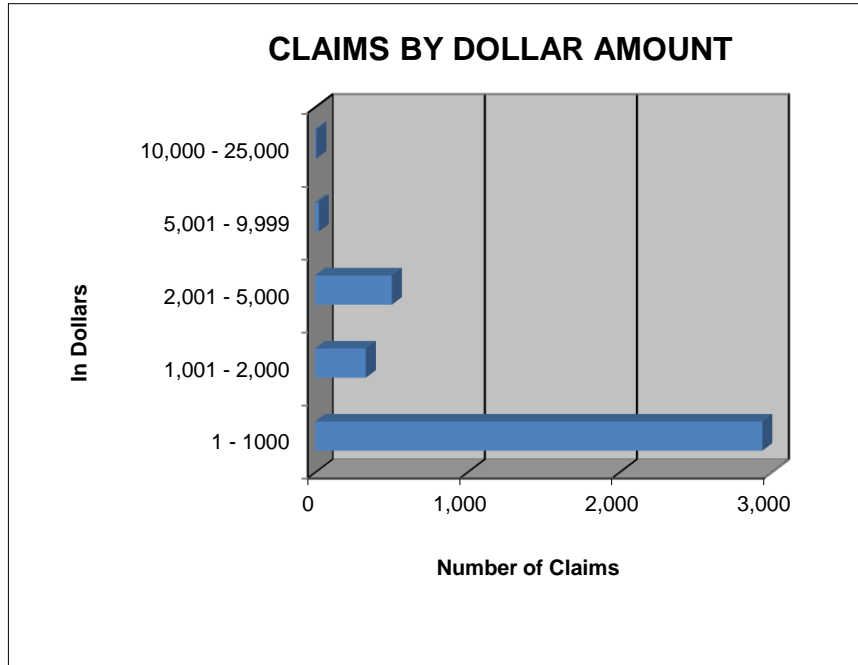
**AWARDS BY PARISH (Cont'd.)
FY 2022**

Parish	AWARDS	
	Count*	Amount
Rapides	51	\$82,428.77
Red River	4	\$2,197.80
Richland	6	\$7,233.06
Sabine	7	\$5,172.13
St. Bernard	38	\$22,011.71
St. Charles	66	\$43,053.93
St. Helena	10	\$12,138.42
St. James	15	\$16,303.09
St. John	34	\$16,213.48
St. Landry	7	\$11,016.40
St. Martin	35	\$48,602.77
St. Mary	18	\$27,318.86
St. Tammany	227	\$111,227.38
Tangipahoa	136	\$84,196.93
Tensas	4	\$1,246.50
Terrebonne	63	\$39,153.54
Union	3	\$950.00
Vermilion	17	28,363.70
Vernon	12	\$11,176.09
Washington	49	\$32,417.87
Webster	8	\$11,023.84
W. Baton Rouge	14	\$12,209.85
W. Carroll	1	\$5,129.00
W. Feliciana	11	\$17,486.61
Winn	2	\$5,112.66
TOTALS	3,808	\$4,248,196.70

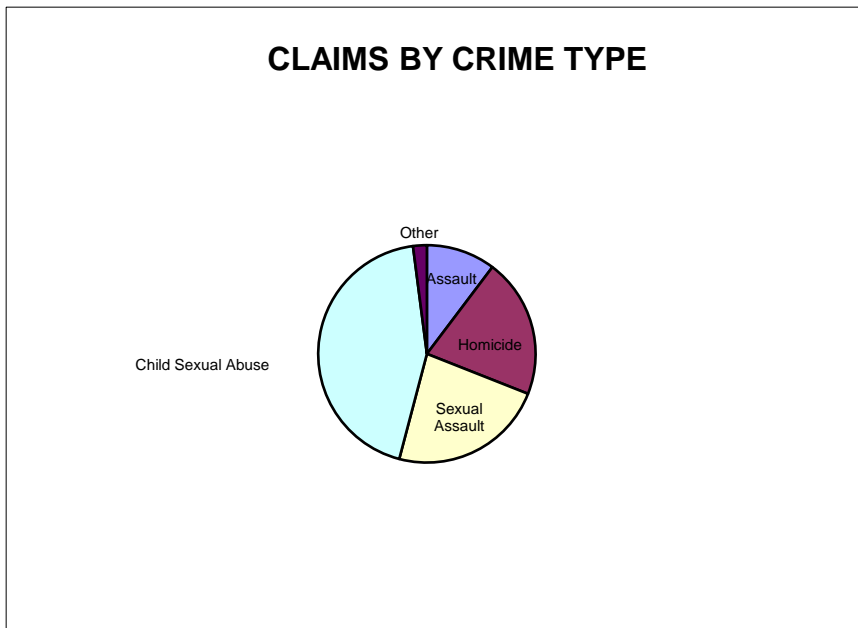
** Includes both state and federal funds. Does not include refund adjustments.

* This count includes supplemental awards based on previous years' eligibility.

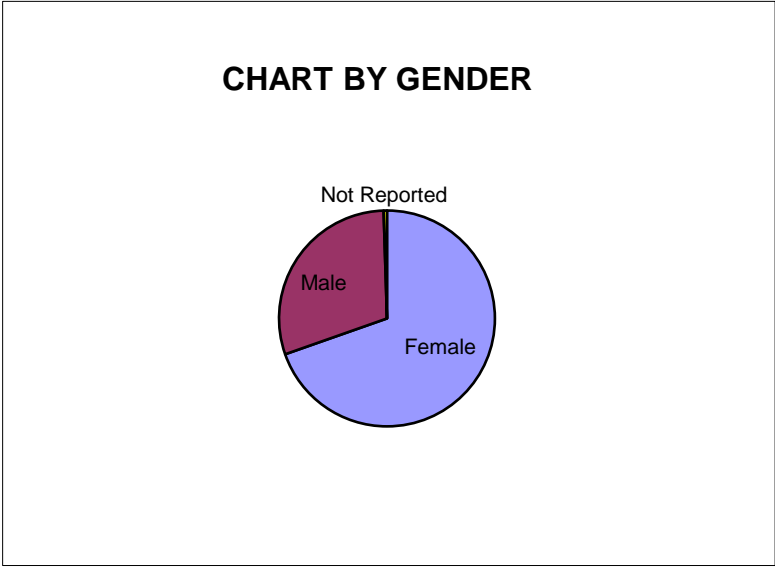
CLAIMS BY DOLLAR AMOUNT	
1 - 1000	2,939
1,001 - 2,000	333
2,001 - 5,000	504
5,001 - 9,999	24
10,000 - 25,000	8
	<u>3,808</u>



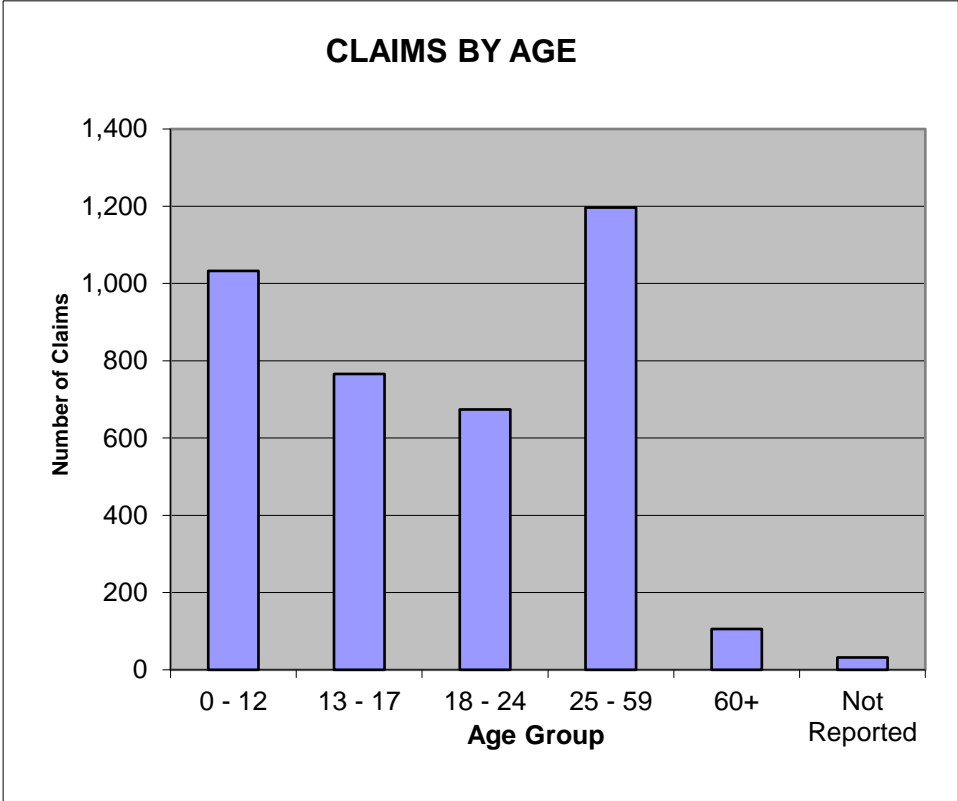
CRIME TYPE	
Assault	392
Homicide	788
Sexual Assault	880
Child Sexual Abuse	1,670
Other	78
	<u>3,808</u>



SEX OF VICTIM	
Female	2,651
Male	1,138
Not Reported	19
	<u>3,808</u>



CLAIMS BY AGE	
0 - 12	1,033
13 - 17	766
18 - 24	674
25 - 59	1,197
60+	106
Not Reported	32
	<u>3,808</u>



**AMOUNT AWARDED
BY EXPENSE TYPE**

Medical	137,714.38
Funeral	1,960,898.29
Support and Wage	287,249.80
Mental Health	20,331.60
SAFE Claims	1,739,695.98
Medical Transport	5,326.73
Catastrophic Property	10,500.00
Relocation, etc.	80,259.45
Child Care	4,250.00
Crime Scene Evidence	1,970.47
	<u>4,248,196.70</u>

AWARDED BY EXPENSE TYPE

